



# W600

CLAD WOOD COMMERCIAL SERIES

## Casement | Project-Out | Fixed



**Product Material**  
**Aluminum**











**Frame Depth**  
**5 7/8"**



**Rating**  
**Casement:** Up to AW100  
**Project-Out:** Up to AW100  
**Fixed:** Up to AW100



Martin Luther King Jr. Elementary  
Hartford, CT  
Owner: City of Hartford  
Architect: JCJ Architecture  
Contractor: Downes Construction Co.  
Dealer: Cherry Hill Glass Co.

 <b>Design Pressure</b> <b>Casement:</b> Up to 100 <b>Project-Out:</b> Up to 100 <b>Fixed:</b> Up to 100	 <b>U-Value*</b> <b>Casement:</b> .17 - .29 <b>Project-Out:</b> .17 - .29 <b>Fixed:</b> .14 - .29
 <b>Air Infiltration</b> <b>Casement:</b> <.10 <b>Project-Out:</b> <.10 <b>Fixed:</b> <.10	 <b>SHGC*</b> <b>Casement:</b> .11 - .44 <b>Project-Out:</b> .11 - .44 <b>Fixed:</b> .13 - .57
 <b>Water Resistance</b> <b>Casement:</b> Up to 15 <b>Project-Out:</b> Up to 15 <b>Fixed:</b> Up to 15	 <b>CR*</b> <b>Casement:</b> 51 - 77 <b>Project-Out:</b> 48 - 77 <b>Fixed:</b> 51 - 79
 <b>OITC<sup>x</sup></b> <b>Casement:</b> 29 - 33 <b>Project-Out:</b> Contact Quaker <b>Fixed:</b> 25 - 31	 <b>STC<sup>x</sup></b> <b>Casement:</b> 27 - 37 <b>Project-Out:</b> Contact Quaker <b>Fixed:</b> 30 - 36
*-Ranges based on multiple Low-E/Argon I.G. combinations x-Ranges based on multiple I.G. combinations	

## FEATURES:

- ▶ Patented OptiCore Technology
- ▶ Architectural grade aluminum frame with wood interior
- ▶ Dual Euro-Groove frame system
- ▶ Azo-Core Thermal Barrier System
- ▶ Modern, squared frame glazing (W600 Series) or Traditional/Historic glazing (W605 Series)
- ▶ 2 7/8" narrow sitelines
- ▶ With or without Integral Nailing Fin
- ▶ 1" insulating glass
- ▶ Roto, Push-Out and OS Operator models
- ▶ Wide or Narrow sightlines on fixed models
- ▶ Standard High-Performance 2604 Powder Paint Finish (an FGIA Specification)
- ▶ Optional Upgrade to 2605 Powder Paint Finish (an FGIA Specification)
- ▶ 30+ "Quick-Pick" exterior colors, with unlimited custom colors available
- ▶ Impact rated versions (W670 Series)

[www.QuakerCommercialWindows.com](http://www.QuakerCommercialWindows.com)

Information listed is deemed accurate as of date shown. Quaker Windows reserves the right to change or discontinue any product, feature or option without notice.

October, 2023 V4



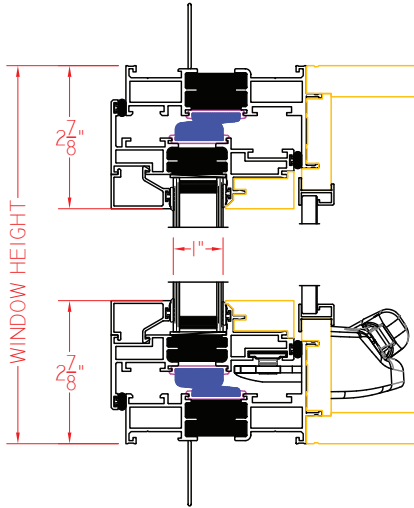
# W600

CLAD WOOD COMMERCIAL SERIES

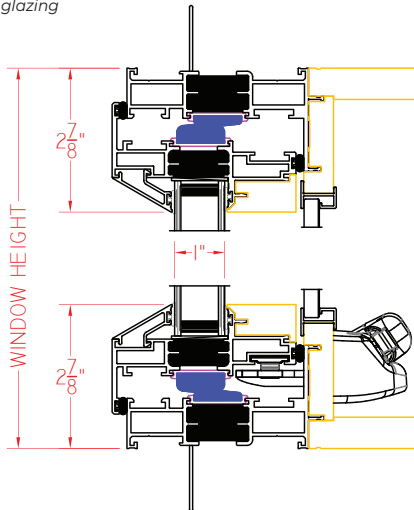
## Casement Roto (AW100/AW70)

AW100 test size = 36" x 60"  
AW70 test size = 48" x 84"

Shown with nailing fin and modern, square exterior glazing



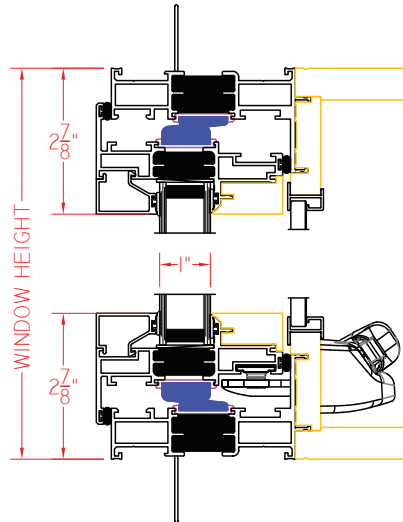
Shown with nailing fin and traditional, sloped exterior glazing



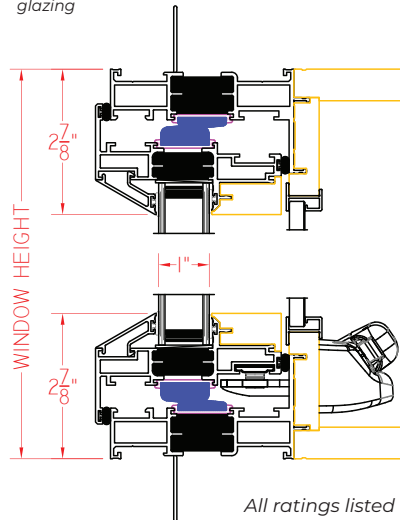
## Project-Out Roto (AW100/AW70)

AW100 test size = 60" x 36"  
AW70 test size = 48" x 72" & 36" x 84"

Shown with nailing fin and modern, square exterior glazing



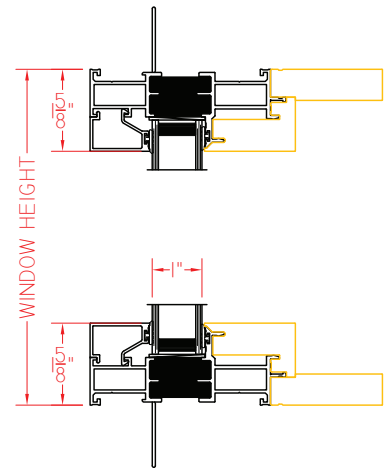
Shown with nailing fin and traditional, sloped exterior glazing



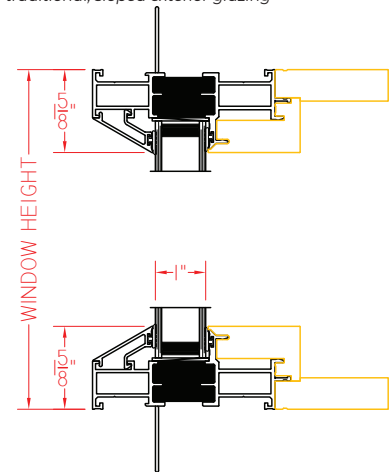
## Fixed (AW100/AW80)

AW100 test size = 60" x 99"  
AW80 test size = 72" x 120"

Shown with narrow sightline, nailing fin and modern, square exterior glazing



Shown with narrow sightline, nailing fin and traditional, sloped exterior glazing



All ratings listed are NAFS certified.

Country Club of Little Rock (AR)  
Contractor: Clark Contractors  
Dealer: Glass Erectors



Photo by PJ Koenig Golf Photography



QuakerCommercialWindows.com  
1-800-347-0438  
Commercial@quakerwindows.com

Made in America: All Quaker products are designed and manufactured in the United States at our state-of-the-art facilities in Freeburg, MO and Eldon, MO.